

VERMONT DEPARTMENT OF HEALTH LABORATORY

Physical: 359 South Park Drive, Colchester, VT 05446

Mailing: PO Box 1125, Burlington, VT 05402-1125

1-800-660-9997 (VT only) or 1-802-338-4724

Monday through Friday 7:45 AM – 4:30 PM

Thank you for purchasing a Radon in Air short term test (Kit RF). Begin this test within **14 days** of purchasing. Place E-PERM devices **side-by-side** in the same location.

What will I need to collect the sample? This sampling kit contains:

Two short term E-PERM devices

Sample Collection Information for Analysis of Radon in Air form (CHEM 210)

Where do I sample? On the lowest level of the home that could be used regularly (place

Sample Collection Instructions

1. Prepare

- Minimize air exchange by closing all windows and outside doors for at least 12 hours before beginning sampling. Keep closed as much as possible until sampling is finished.
- Avoid using clothes dryers, fireplaces, or ventilation systems during the test period. Avoid sampling on very windy or stormy days.
- Select the sampling location: find a place on the lowest level of the home that could be used regularly (finished or unfinished). Locate the test away from the kitchen, bathroom, laundry room, garage, crawl space, sump pumps, and CRT televisions (flat screen TVs are okay).
- Remove both E-PERM devices from the plastic bags and save the bags, white box, and mailing box.
- **Do NOT write on the white box.**

2. Collect

- Open the E-PERMs by unscrewing the top in the sample location. Place or hang devices **side-by-side** at least 3 feet from the floor. Ensure at least 4 inches of headspace above devices.
- Record the date and time opened on the *Sample Collection Information for Analysis of Radon in Air form (CHEM 210)*.
- Leave the E-PERMs open for a minimum of 48 hours up to a maximum of 7 days. Longer test periods yield more representative results.

3. Return

- Close the E-PERM devices firmly and fill out the date and time closed on the *Sample Collection Information for Analysis of Radon in Air form (CHEM 210)*. Place the E-PERMs in the plastic bags, white box, and then mailing box.
- Samples can be mailed or delivered to the lab during normal business hours (see above). Samples should be received within **5 days** of closing the E-PERM. If mailing, place the white box in the brown mailing box and mail to: PO Box 1125, Burlington, VT 05402-1125.
- **Do NOT throw out the kit.** The price paid is a testing fee and does NOT cover the cost of the equipment E-PERMs regardless of whether they have been exposed

E-PERMs side-by-side Air Sampling Instructions for Kit RF (Short Term SST), Version: 6.0, CHEM-423

VERMONT DEPARTMENT OF HEALTH LABORATORY

Physical: 359 South Park Drive, Colchester, VT 05446

Mailing: PO Box 1125, Burlington, VT 05402-1125

1-800-660-9997 (VT only) or 1-802-338-4724

Monday through Friday 7:45 AM – 4:30 PM

Can the laboratory reject or qualify my sample?


Yes. Possible reasons may include holding the E-PERM for greater than 14 days before opening, not returning the E-PERM within 5 days of closing, or not following placement/sampling instructions.

When can I expect my test results?

Test results will be mailed about 7 business days after the sample is received.

Additional information can be found at <http://www.healthvermont.gov/radon>.

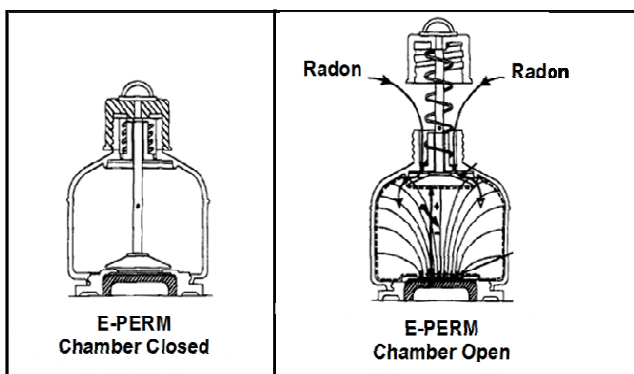
1. Prepare



- Minimize air exchange by closing all windows and outside doors for at least 12 hours before beginning sampling. Keep closed until sampling is finished and avoid operating clothes dryers, fireplaces, or ventilation systems during the test period.
- Select sampling location: find a place on the lowest level that could be used regularly whether it is finished or unfinished and is away from the kitchen, bathroom, laundry room, garage, crawl space, sump pumps, and CRT televisions. Flat screen TVs are okay.
- Remove both E-PERM devices from the plastic bags and save the bags, white box, and mailing box.


- Do NOT write on the white box.

2. Collect



- Open both E-PERM devices by unscrewing the top in the location determined above. Place or hang E-PERMs side-by-side at least 3 feet above the floor.
- Ensure at least 4 inches of headspace above devices.
- Fill out paperwork (*CHEM 210*) including date and time E-PERMs were opened.
- Leave the E-PERM devices open for a minimum of 48 hours up to a maximum of 7 days. Longer test periods yield more representative results.

3. Return



- Close E-PERMs and record date and time of closing. Return E-PERM devices to the lab within 5 days of closing.
- **Samples accepted during business hours at physical address**

VERMONT DEPARTMENT OF HEALTH LABORATORY

Physical: 359 South Park Drive, Colchester, VT 05446

Mailing: PO Box 1125, Burlington, VT 05402-1125

1-800-660-9997 (VT only) or 1-802-338-4724

Monday through Friday 7:45 AM – 4:30 PM

(see above).

- Samples can be mailed to: PO Box 1125 Burlington, VT 05402-1125
- Place the white box back into the brown box before mailing.