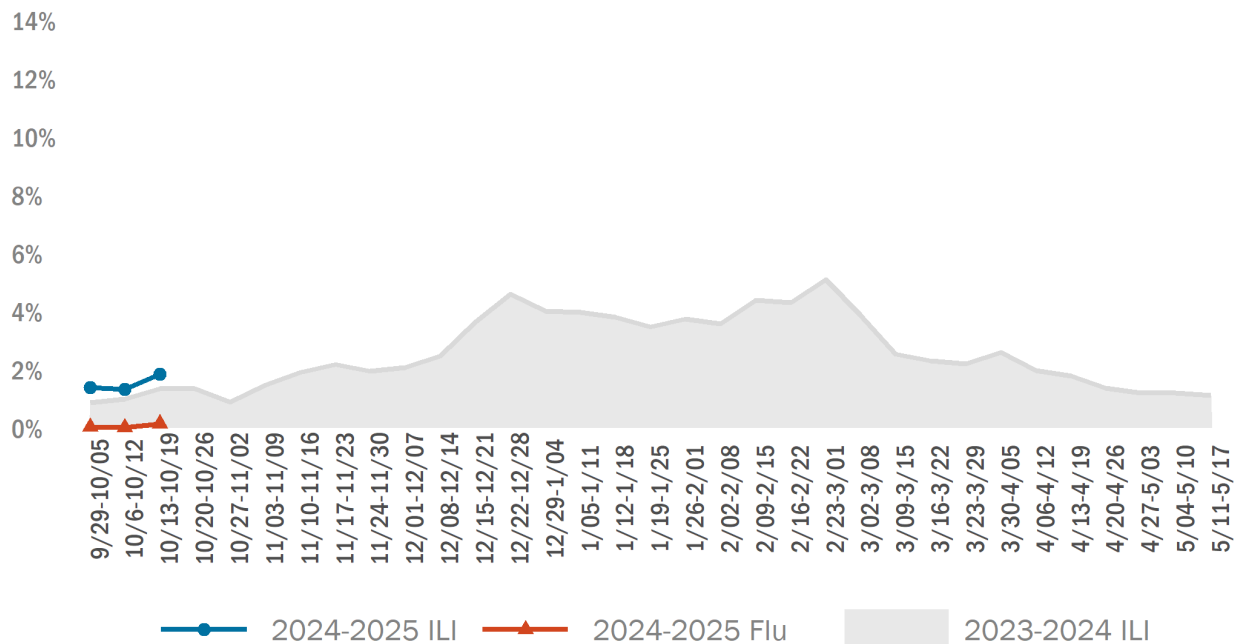


### Timeframe: 10/13/2024 - 10/19/2024

- The Influenza-like Illness (ILI) activity level remains **minimal** in Vermont. For a description of national influenza activity levels, please [visit CDC's page](#).
- COVID-19 and other respiratory illnesses are also being spread during this flu season. Vaccination and respiratory illness prevention strategies are recommended. Visit [healthvermont.gov/StayHealthy](https://healthvermont.gov/StayHealthy) for respiratory virus prevention and treatment information.
- Visit CDC's [Respiratory Illnesses Data Channel](#) for a summary of national key respiratory illness findings including data stories for activity levels, illness severity, and more.

### Syndromic Surveillance

#### % of Vermont Emergency Room and Urgent Care Visits Due to Influenza-like Illness (ILI) or Diagnosed Influenza (Flu)



During week 42, less than 1% of Vermont emergency room and urgent care visits were due to diagnosed influenza (red). Approximately 1.9% of Vermont emergency room and urgent care visits were due to ILI (blue), a higher percentage compared to the percentage of ILI visits in the previous surveillance season (grey).

## Illness Definitions

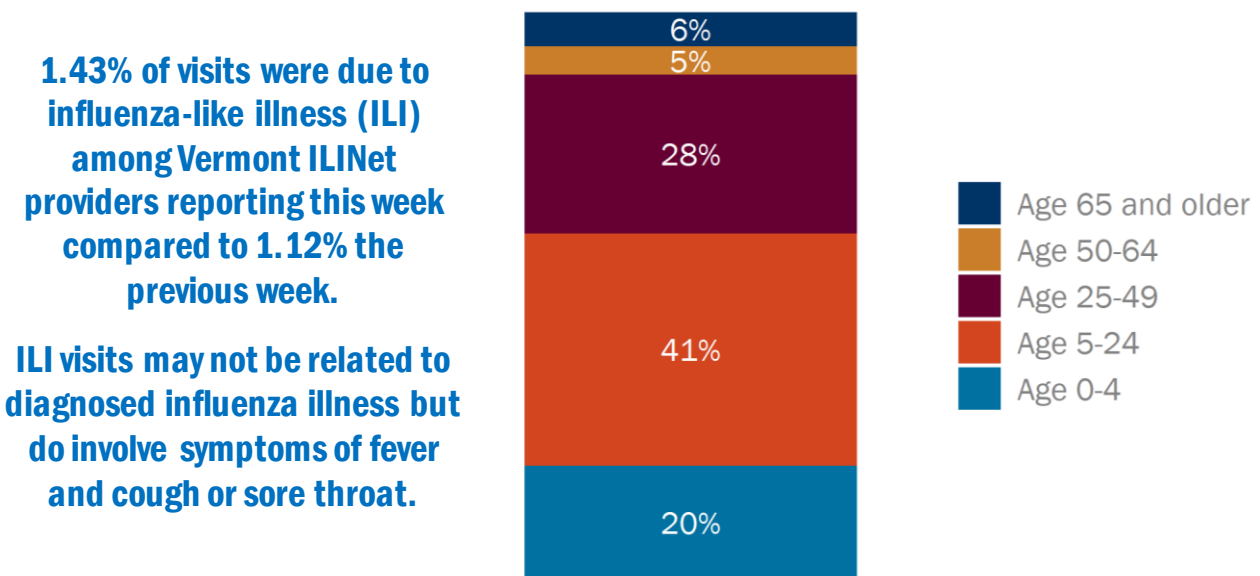
Influenza-like Illness (ILI): determined using the patient’s chief complaint and/or discharge diagnosis. ILI is the presence of a fever equal to or exceeding 100°F with the addition of cough or sore throat. As of 2021, the ILI definition no longer excludes patients with another diagnosed non-influenza illness.

Influenza (Flu): determined by the patient’s chief complaint of a fever with the addition of cough or sore throat and a discharge diagnosis of influenza.

## ILINet Sentinel Provider Data

This surveillance data is based upon reports submitted by ILINet, a nationwide group of medical offices that act as influenza sentinels. Sentinel providers report the number of patients with an influenza-like illness (ILI) seen by their practices each week.

**Age Distribution of Patients with an Influenza-like Illness**



## Laboratory Data

The National Respiratory and Enteric Virus Surveillance System (NREVSS) collects data on the number of PCR flu tests performed by participating Vermont labs and how many were positive. This helps determine flu activity in the community.

**1.45% of flu PCR tests run this week were positive compared to 0% the previous week. Of the total tests this week, about 1.2% were flu A positive and less than 1% were flu B positive. During the 2024-25 season, less than 1% of flu PCR tests reported through NREVSS have been positive.**

# Flu Surveillance Report

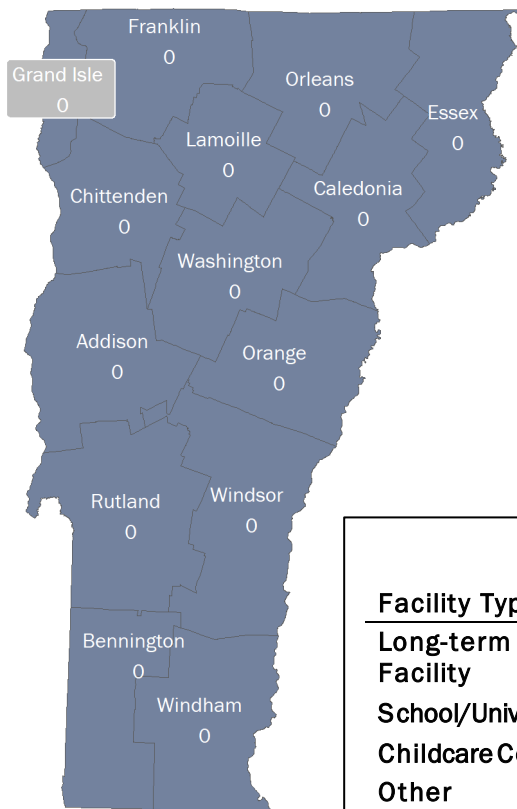
The Health Department Lab performs surveillance subtype testing to determine the type of flu, for example H3, H1N1, etc. This information helps determine the circulating virus strains, not the spread of flu virus. These results are reported by subtype testing date.

Type and Subtype	This week: 10/13/2024-10/19/2024	Season so far: 09/29/2024-10/19/2024
Flu A H3	1	1
Flu A H1pdm09	1	1
Flu A H1pdm09/Flu A H3 co-infection	0	0
Flu B Victoria	0	0

## Reported Outbreaks

Institutional outbreaks of flu or influenza-like illness (excluding respiratory illnesses not caused by influenza viruses, e.g., COVID-19) are reportable to the Health Department.

### Number of Influenza-like Illness and Influenza Lab Confirmed Outbreaks, 09/29/2024-10/19/2024



Facility Type	# Outbreaks Reported 10/13/2024-10/19/2024	Full Season 09/29/2024-10/19/2024
Long-term Care Facility	0	0
School/University	0	0
Childcare Center	0	0
Other	0	0

For more information: [AHS.VDHEpiFluSurv@vermont.gov](mailto:AHS.VDHEpiFluSurv@vermont.gov)