


Use the table of contents below to navigate through this guide. At any point, you can return to the table of contents by clicking the Home  icon in the upper right-hand side of the page.

Introduction and Contact Information	3
First time Login.....	4
Access Issues Troubleshooting.....	5
Entry Screen – Basic Toolbars	6
Performing a Patient Search.....	7
Patient Search Troubleshooting.....	8
Manual Patient Creation – the Patient Profile.....	9
Manual Patient Creation – the Patient Profile continued (Minors)	10
MOGE (moved or gone elsewhere) - Patient Status	11
Patient Immunization History – The Immunization Grid	12
Vaccine Detail – Current Dose	13
Vaccine Detail – Historical Dose.....	14
Making Changes in the IMR	15
Manual Entry	16
Manual Entry Continued – Vaccines not in the standard grid	17
The Vaccine Library – Streamlining Manual Entry.....	18
Objections and Contraindications.....	19
The Vaccine Forecaster (overview)	20
The Vaccine Forecaster – Evaluated History	21



The Vaccine Forecaster	22
The Vaccine Forecaster - Conditional recommendations.....	23
Reports in the IMR – Overview.....	24
Patient Level Reports.....	24
Practice Level – Practice View: Vaccine Coverage	25
Practice Level – Patient list by DOB, Vaccines Due by Practice, and Not up to Date	26
Practice Level – Generate Labels for Recall Notices, Invalid doses, Objections and Contraindications by Practice, Immunizations Given by Practice.....	27
Practice Level – Patients Immunized by Series, Number of Vaccinated Children, Patient List by Month, Vaccine List, Patient Count by Practice	28
Practice Level – Immunization Quality Improvement Report (IQIP)	29



Introduction and Contact Information

This guide is intended for health care provider users at practices around the state that administer vaccine and are the primary care provider for their patients. Likewise, “provider” users will have access to all patient and practice level reports available in the Vermont Immunization Registry (IMR) as well as the ability to manually enter and modify a patient’s profile and their vaccine record in the registry, as needed.

Access to the registry is mandated by Vermont State Law and the information contained therein must remain confidential and privileged (18 V.S.A. § 1129).

To gain access to the IMR, providers must submit the proper confidentiality agreement to the state, upon which the request will be reviewed, and permission provided. To learn more about the process to gain access to the IMR, [please visit our website](#).

If you have any questions, please contact us:

Vermont Immunization Registry ([Website](#))

Email: IMR@Vermont.Gov

Phone: (888) 688-4667

- Option 2 – password resets
- Option 3 – general support



First time Login

The registry will send your username to the email provided on your confidentiality agreement within two or three days after it is submitted. Be sure to check your junk and/or spam folder to make sure you received this email.

1. Start by clicking the link in the email to set up your password.
2. Enter the same email address as before and click on the button to submit a password change. This will send you an email to reset your password.
3. Click on the Reset Password button or link in the email. Your browser will open to the page to set up your password. Create a password that is at **least 8 characters long**. The password must also contain:
 - a. a lowercase letter
 - b. an uppercase letter
 - c. a number
 - d. a symbol.
4. Once you click submit, you will be directed to a page with links for Vermont Department of Health sites. Click on the Immunization Registry (IMR) link.
5. Log in with the username sent to you in the email from the Registry team and use the password that you just set up.
6. If you have difficulty logging in, please visit the following section on [access issue troubleshooting](#), or [contact us](#).



Access Issues Troubleshooting

The Immunization registry is only supported on the Microsoft Edge, Mozilla Firefox and Google Chrome browsers. The program is incompatible with Internet Explorer, Safari, Opera, and any other web browsers and will not open if clicked. The app is not supported on mobile devices.

If you [click the link to our site](#) and it opens in an unsupported browser, you will need to either change your default browser through your computer's settings or you can copy and paste the link into a supported browser.

If the app is not loading in the approved browsers, there is a chance it is being interrupted by the default pop-up blocker. This setting can also affect whether reports will fully load for some users. To solve this, you will need to copy the url for the application (below) and paste it into the pop-up whitelist in the browser settings.

<https://apps.health.vermont.gov/PatientProfile/default.aspx>

To whitelist, or unblock, the IMR in your browser, navigate to the settings menu: typically an icon for three dots or lines in the upper right-hand corner under the “ X “ to close out.

In **Microsoft Edge**, click Settings, then Cookies and site permissions, followed by Pop-ups and redirects and add the link to the app into the allow list.

In **Mozilla Firefox**, click settings, followed by Privacy & Security, and scroll down to Exceptions, where you can add the link to the app to the Allow list.

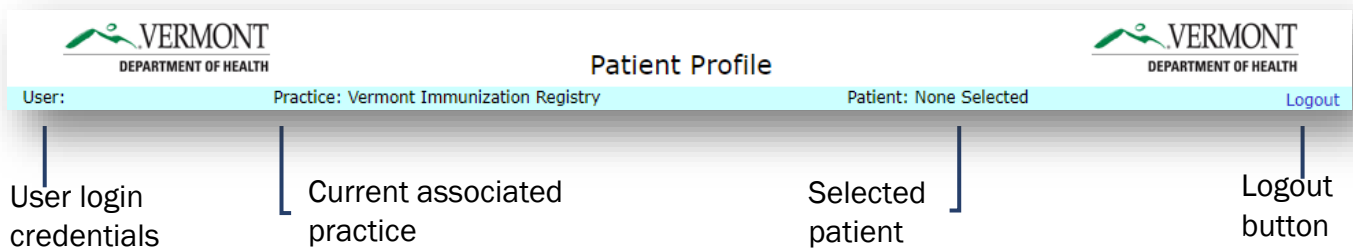
In **Google Chrome**, click settings, then Privacy and Security, followed by Site settings and Pop-ups and redirects where you can add the link to the app under “Allowed to send pop-ups and use redirects”



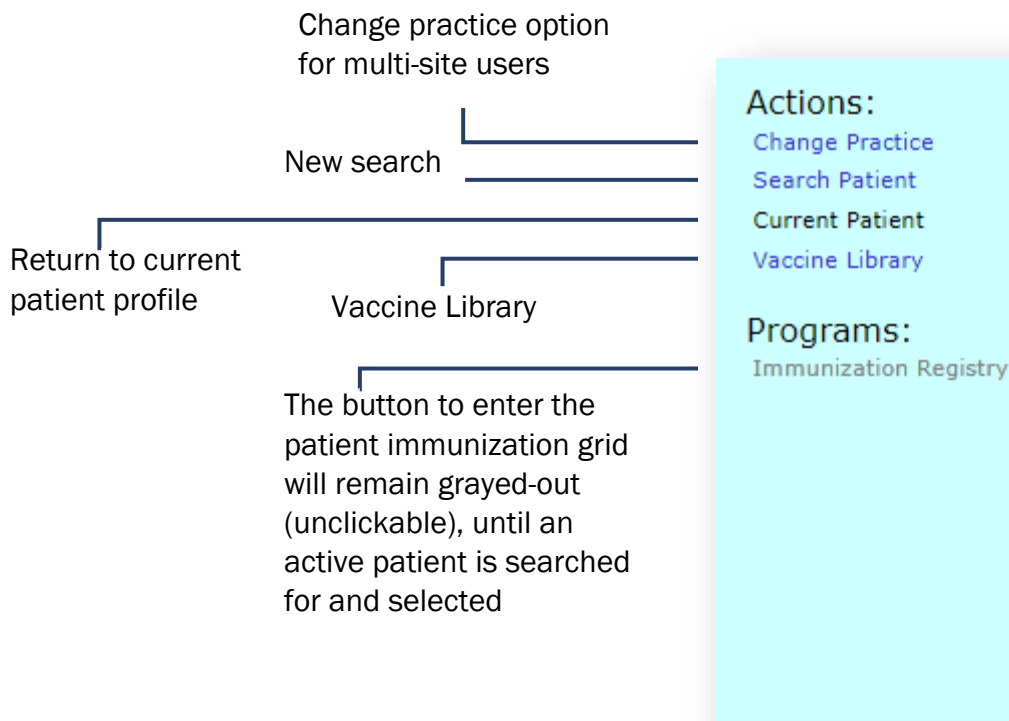
Entry Screen – Basic Toolbars

Upon logging in successfully, you should come to a blank patient search screen. This is the starting point of all actions within the IMR. You will not be able to view any information or run any reports without selecting a patient in the IMR.

Upper toolbar elements



Sidebar elements





Performing a Patient Search

To perform a patient search, enter the patient's **entire first name, last name, and date of birth (dd/mm/yyyy)**. Be sure to use the “/” symbol when entering the DOB. Other patient identifiers are available, but in most cases the first name, last name, and DOB will result in the desired patient if they exist and are active in the IMR.

An effective search will reduce the chances of finding duplicates. The IMR will pull multiple names that are *close* to a search, so the DOB is the best way to make sure you find the correct patient.

Search Patient

TIP: Please do not use "wild card searches, where you enter "J" or "J*" to find a record for "Jenkins" -- even if you have done so in the past. These searches make it easy to miss finding a record.

Best practice: enter last name AND first name AND date of birth.

First Name: Date of Birth: 

Last Name:

Identifiers:

Search Results:

The New Search button clears all the fields in the window to allow for a different patient search

Search

“Cancel” will not clear the fields but will allow a user to add a new patient if there are no results



Patient Search Troubleshooting

A correctly performed search will yield, ideally, only one result:

Search Results:

	IMR Patient	Last Name	First Name	Middle Name	Date of Birth
Select	<input checked="" type="checkbox"/>	Donut	Organic		1/1/1944
1					

If “Select” button is missing, the patient has no information in the system

If the IMR Patient box is unchecked, the patient is likely in the system from Vital Records, but their vaccine history has not been provided to the Registry

If the **search yields no results**, the patient may be deceased and was automatically inactivated in the system. You will need to [contact the Registry team](#) to retrieve or view these records.

Automatic Patient Creation: many practices are set up to have records sent automatically from their Electronic Health Record (EHR) through HL7 messaging. In this case, nothing will need to be manually entered into the Registry for a new patient.

Manual Patient Creation ([see next page](#)): for practices that have not yet been onboarded with HL7 messaging, there may be a need to manually add a patient. *A note: if the search yields a similar result that is not the new patient, click [“Cancel” under the search results](#) to refresh the page with an “Add New” button.*

Duplicates and spelling mistakes should be [brought to the attention of the Registry team](#), as well as name changes, although changes are updated in the system from Vital Records.



Manual Patient Creation – the Patient Profile

Upon the manual creation of a new patient, you will first come to the patient profile, where fields should be filled as accurately as possible, including fields indicated as **required in red**. The practice should automatically assign to the [current associated practice](#).

The preferred name field is used to indicate former last names, such as maiden name

Patient Information

Patient ID: <input type="text"/>	IMR Status: <input type="text" value="Active"/>
Preferred Name: <input type="text"/>	*Primary Practice: <input type="text" value="IMR Test 2"/>
*First Name: <input type="text" value="Organic"/>	*Date of Birth: <input type="text" value="1/1/1944"/>
Middle Name: <input type="text"/>	*Gender: <input type="text" value="Male"/>
*Last Name: <input type="text" value="Donut"/>	*Residence: <input type="text" value="Addison"/>
Suffix: <input type="text"/>	<input type="checkbox"/> Out of State
Race: <ul style="list-style-type: none"> <input type="checkbox"/> American Indian or Alaska Native <input type="checkbox"/> Asian Indian <input type="checkbox"/> Black or African American <input type="checkbox"/> Chinese <input type="checkbox"/> Filipino <input type="checkbox"/> Guamanian or Chamorro <input type="checkbox"/> Japanese <input type="checkbox"/> Korean <input type="checkbox"/> Native Hawaiian <input type="checkbox"/> Other <input type="checkbox"/> Other Asian <input type="checkbox"/> Other Pacific Islander <input type="checkbox"/> Samoan <input type="checkbox"/> Unknown <input type="checkbox"/> Vietnamese <input checked="" type="checkbox"/> White 	Ethnicity: <p>Patient of Hispanic Origin? (Check the box that best describes whether patient is Spanish/Hispanic/Latino. Check the "No" box if patient is not Spanish/Hispanic/Latino.)</p> <input type="checkbox"/> No <input checked="" type="checkbox"/> No, not Spanish/Hispanic/Latina/Latino <input type="checkbox"/> Unknown <input type="checkbox"/> Unknown <input type="checkbox"/> Yes <input type="checkbox"/> Yes, Cuban <input type="checkbox"/> Yes, Mexican, Mexican American, Chicana/Chicano <input type="checkbox"/> Yes, other Spanish/Hispanic/Latina/Latino <input type="checkbox"/> Yes, Puerto Rican

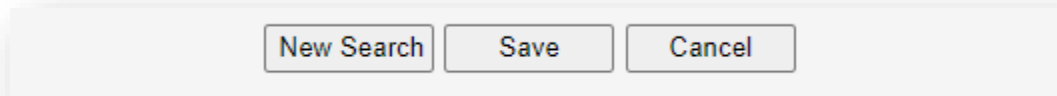
Person Contact Information

Address Loc.: <input type="text" value="Home"/>	*Street: <input type="text" value="123 Fictional Street"/>
Address Type: <input type="text" value="Mailing Address"/>	<input type="text"/>
Confidentiality: <input type="text" value="Normal"/>	*City/Town: <input type="text" value="Addison"/>
	*State: <input type="text" value="VT"/> *Zip: <input type="text" value="05491"/> +4: <input type="text"/>
	*Country: <input type="text" value="UNITED STATES"/>

The IMR Status Field is covered in [a later section of this guide](#)

The Residence Field is used for county - level reporting provided by the Health Department

When you finish creating or modifying the patient profile, you will need to click “Save” to submit the new patient to the Registry and/or update their information.



These buttons will cancel the patient creation and return to the search window



Manual Patient Creation - the Patient Profile continued (Minors)

For patients under the age of 18, the Parent/Associated Person Information fields are also **required** to proceed to the next screen. *A note: in some cases where a patient is added to a practices EHR and sent to the Registry through HL7 Messaging, this information is missing and will be required to proceed to the next screen: it is always good to have the minor's parent information on hand when searching for a recently created patient.*

Parent/Associated Person Information

Please enter either Mother's Last Name **OR** Associated Person Name and Relationship for patients under 18.
NOTE: 'Associated Person' information is not updated regularly and should not be used for contact purposes. Please refer to your records.

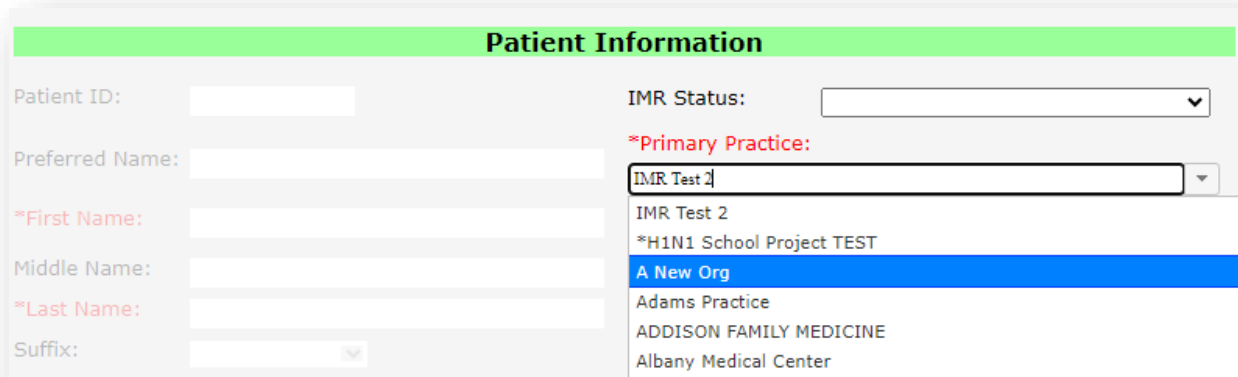
Mother	Associated Person
Mother First Name: <input type="text" value="Crispy"/>	Person First Name: <input type="text" value="Glaze"/>
Mother Middle Name: <input type="text" value="L"/>	Person Middle Name: <input type="text" value="D"/>
*Mother Last Name: <input type="text" value="Donut"/>	*Person Last Name: <input type="text" value="Donut"/>
Mother Maiden Name: <input type="text" value="Cookie"/>	*Relationship to Patient: <input style="border: none; border-bottom: 1px solid black; padding: 2px 5px; font-size: small; font-family: sans-serif; font-weight: normal; color: inherit; background: none; border-radius: 0;" type="text" value="Other"/> ▼

If the patient's parent/associated person information is unknown, [please contact us](#).



MOGE (moved or gone elsewhere) - Patient Status

When a patient moves away or stops coming to you for care, they must still appear on your reports. To keep your rates accurate, you will need to indicate when someone is no longer your patient. **If the patient moves to another practice within Vermont**, their primary practice will be automatically updated when they receive their next shot at the new location. This can also be performed manually in the patient profile, followed by clicking save:



Patient Information

Patient ID:

Preferred Name:

*First Name:

Middle Name:

*Last Name:

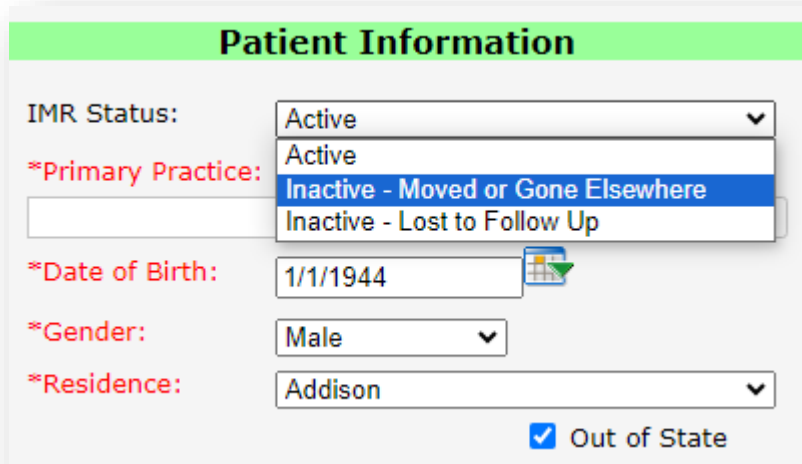
Suffix:

IMR Status:

*Primary Practice:

- IMR Test 2
- *H1N1 School Project TEST
- A New Org**
- Adams Practice
- ADDISON FAMILY MEDICINE
- Albany Medical Center

If the patient has moved or gone elsewhere and did not communicate where, you can use the IMR Status field to indicate their status, followed by clicking “save”.



Patient Information

IMR Status:

*Primary Practice:

*Date of Birth:

*Gender:

*Residence:

Out of State

If a patient is known to have moved out of Vermont, use the “Out of State” button. This will assist the Health Department by removing the patient from county-level reporting

Inactive patients who may qualify for MOGE, can be approximated with the [Vaccines Due by Practice Report](#). The Registry team can also [provide a list of patients upon request](#) who have not received any immunizations in a while to help find patients who are no longer active.



Patient Immunization History - The Immunization Grid

Individual vaccine records are viewed in the Immunization Grid, which is accessed by clicking the [“Immunization Registry” link in the lefthand toolbar](#) after performing a [patient search](#).

The grid is generally laid out by vaccine age indication with a few exceptions (see below). The columns display chronological doses for each vaccine.

Immunizations						
Enter immunizations as:						
<input checked="" type="radio"/> Current <input type="radio"/> Historical						
Status	Vaccine	Dose 1	Dose 2	Dose 3	Dose 4	Dose 5
	COVID-19, mRNA, 5-11 yrs, Pfizer	04/14/2022	04/14/2022	04/14/2022		
	COVID-19, mRNA, booster, 5-11 yrs, Pfizer	08/23/2022				
	COVID-19, 988 J.C. mRNA, LNP-S, PF, 18+ yrs, 5 mos-4 yrs, Pfizer					
	COVID-19, 988 J.C. mRNA, LNP-S, PF, 18+ yrs, 12+ yrs, Pfizer (Comirnaty)					
	COVID-19, 988 J.C. mRNA, LNP-S, PF, 18+ yrs, 5-11 yrs, Pfizer					
	COVID-19, 988 J.C. mRNA, LNP-S, PF, 6 mos-11 yrs, Moderna					
	COVID-19, 988 J.C. mRNA, LNP-S, PF, 12+ yrs, Moderna (Solvivax)					
	COVID-19, 988 J.C. subunit, rS-nanoparticle, adjuvanted, PF, 12+ yrs, Novavax					
	DTaP-Hib 6-PRV	01/20/2012	02/14/2012	02/20/2012		
	Hib (PRP-T)	01/20/2012	02/14/2012	02/20/2012	03/12/2012	
	Hib (PRP-CRMF)					
	DTaP-Hib-PRV					
	pneumococcal conjugate PCV 13	01/20/2012	02/14/2012	02/20/2012	03/12/2012	
	DTaP-PRV	02/20/2012				
	DTaP	02/20/2012				
	DTaP-5 pertussis antigens	02/20/2012				
	DTaP-PRV-Hib-hepB					
	IPV					
	Hep A, ped/adol, 2-dose	01/10/2012	02/10/2012			
	Hep A, adult					
	Hep B, adolescent or pediatric	03/02/2012				
	Hep B-Hep B					
	Hep B, adult					
	Hep B, adult/adol					
	rotavirus, monovalent	01/20/2012	02/14/2012			
	rotavirus, pentavalent					
	MMR	02/10/2012				
	MMR-Varicella	02/10/2012				
	varicella	02/10/2012				
	meningococcal PCVAP	03/10/2012				
	meningococcal B Trisk, recombinant (MenQuadri)					
	meningococcal B AC, CIVV (MenQuadri)					
	HPV1	01/10/2012	02/10/2012			
	Influenza, inactivated, quadrivalent, preservative free	02/20/2012				
	Influenza, live, intranasal, quadrivalent	02/20/2012				
	Influenza, high dose					
	Influenza, inactivated					
	Influenza, inactivated, preservative-free					
	Influenza, intradermal, preservative-free					
	Influenza (OVA, IM) (>3yrs)					
	Influenza, inactivated, quadrivalent, preservative-free, pediatric					
	Influenza, intradermal, quadrivalent, preservative-free, inactivated					
	Influenza, seasonal trivalent, adjuvanted, preservative free					
	Influenza, inactivated, Fluzone, Fluzone Quadrivalent					
	Influenza, recombinant, quadrivalent, inactivated, preservative free					
	Influenza, inactivated, H3N2, quadrivalent					
	Influenza, high dose, quadrivalent					
	Influenza, seasonal quadrivalent, adjuvanted					
	pneumococcal polysaccharide					
	pneumococcal conjugate PCV13					
	pneumococcal conjugate PCV20					
	RSV, recombinant (Adult)					
	RSV, bivalent, RSV (Acute)					
	RSV, med, 0.5 mL, age 0 - 18 mos.					
	RSV, med, 1.0 mL, age 0 - 18 mos.					
	Tdap	01/10/2012				
	Td (adult), 2 (if tetanus toxoid, preservative free, adol/ad)					
	Td, adult, preservative free					
	Monkeypox Smallpox (JYNNEOS), Vaccinia, live					
	Zoster recombinant					
	Oral Unadorned	01/10/2012				
	Yellow Fever	01/10/2012				

COVID-19 (child and adult)

Routine childhood immunizations

Routine adolescent immunizations

Influenza (child and adult)

Routine adult immunizations

Vaccines outside of the standard grid populate at the bottom, if administered

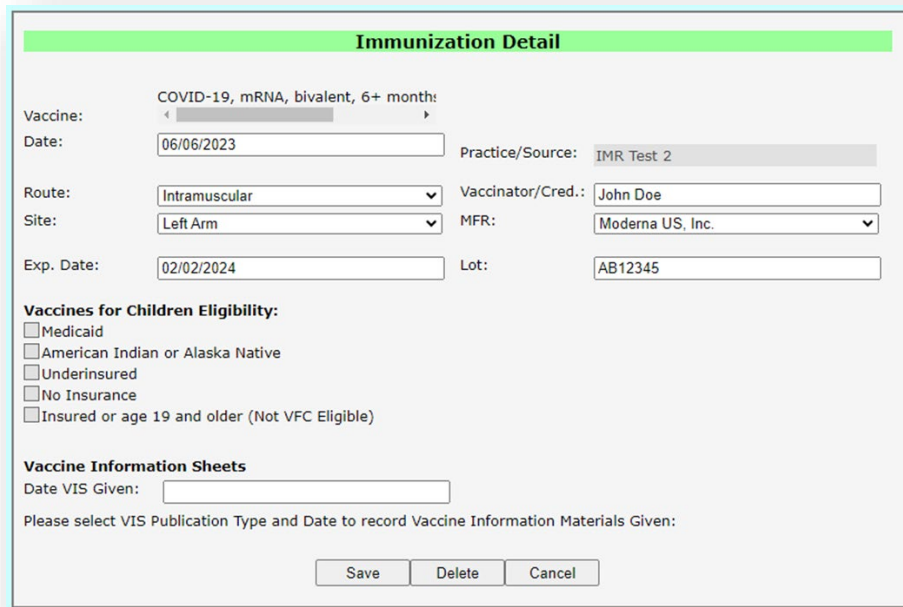
Navigate to additional columns



Vaccine Detail - Current Dose

Current doses are immunizations that are recorded by the administering practice and have more information than a historical dose. In addition to the administration date, a current dose will include the practice/source, administration details, and further detail about the vaccine.

The date of administration does not necessarily match the date added to the registry



Immunization Detail

Vaccine: COVID-19, mRNA, bivalent, 6+ month: < >

Date: Practice/Source: IMR Test 2

Route: Vaccinator/Cred.:

Site: MFR:

Exp. Date: Lot:

Vaccines for Children Eligibility:

Medicaid

American Indian or Alaska Native

Underinsured

No Insurance

Insured or age 19 and older (Not VFC Eligible)

Vaccine Information Sheets

Date VIS Given:

Please select VIS Publication Type and Date to record Vaccine Information Materials Given:

The practice / source populates from the practice EHR or practice of the direct entry user that added the record

The name of the vaccinator will not auto-populate for direct entry and must be added manually

If fields are grayed out (un-editable)

The ability to [change or edit a current dose](#) depends on the original source of the record: if the username matches the Practice/Source field, then all the fields will be available to edit and the buttons to save or delete the record will appear

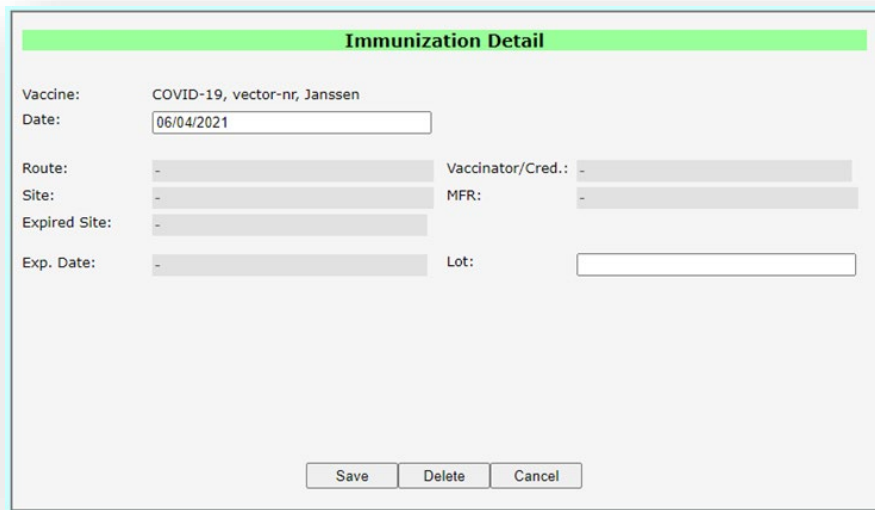
If the [current associated practice](#) does not match the Practice/Source field, the fields will be gray and not editable and only the cancel button will appear. This is because only the site that administered an immunization can delete or edit their record. If there is a confirmed mistake from another practice, [contact the IMR team directly](#).



Vaccine Detail - Historical Dose

Historical doses in the IMR are often doses administered elsewhere and, thus, do not include as much information as a [current \(or administered\) dose](#). When historical doses are recorded, the administration date is required but the only other field available is lot number, which is optional.

The date of administration does not necessarily match the date added to the registry



Immunization Detail	
Vaccine:	COVID-19, vector-nr, Janssen
Date:	06/04/2021
Route:	-
Site:	-
Expired Site:	-
Exp. Date:	-
Vaccinator/Cred.:	-
MFR:	-
Lot:	

Save Delete Cancel

The lot number is optional and often missing for historical records

Historical doses will not include the practice/source field ([see current doses](#)) and all other fields will be grayed out. While the IMR team does have the ability to look up the practice or user who added a historical shot, there is no front-end method for IMR users to view this information.



Making Changes in the IMR

Historical Doses

In the immunization detail window for a historical dose, users will be able to edit the date and add or edit the lot number for a vaccine, even if it was added by another user/practice. This is different from [current \(administered\) doses](#). There will also be the option to delete a historical dose, but this should only be done under specific circumstances (see section “When to Edit vs. When to Delete”)

When to Edit vs. When to Delete

Immunization Registry business rules are in place to reduce the occurrence of duplicates. Because of this, there are rules built into the IMR that will prevent a user from re-entering a previously deleted shot. Therefore, **immunization records should only be deleted when the selected vaccine did not occur**, as opposed to when there are changes that need to be made.

- **If the wrong vaccine name was selected** (such as a Moderna COVID-19 record that was recorded as a Pfizer shot), add in the correct vaccine before you delete the incorrect shot. You will receive the message “There is another instance of an immunization containing the same antigen recorded within 24 days of this date. If you believe this is a duplicate, please go back and DELETE the extra immunization.”
- **Only if an immunization did not occur** should it be deleted.
- **If there are fields that are incorrect** for a [historical record](#) or your practice matches the Practice/Source field for a [current record](#), correct the information by clicking on the date of the vaccine and then click save.
- **If there are fields that are incorrect for a current record** from another user or practice that need to be modified, [contact the Registry team](#).
- **If you delete a dose that should have been modified**, you will receive the message “Entry for ____ is a duplicate and will not be saved” if you attempt to re-enter the vaccine. If this occurs, you will need to [contact the Registry team](#).
- As always, the Registry Team is available to ensure the highest quality information is submitted to the IMR. If you are unsure of how to modify a record, [please do not hesitate to reach out](#).



Manual Entry

Most larger practices likely have already been onboarded for HL7 Messaging, and both current and historical doses will be automatically sent over when entered in the practice's EHR.

For smaller practices and some situations where the manual entry of records is necessary: Start by toggling between the Current and Historical radio buttons at the top of the vaccine grid.

Immunizations

Enter immunizations as:
 Current Historical

Status	Vaccine	Dose 1	Dose 2	Dose 3	Dose 4	Dose 5
	COVID-19, XBB.1.5, mRNA, LNP-S, PF, tris-sucrose, 6 mos-4 yrs, Pfizer					

[Current doses require more information](#) and must be added one at a time (click "Enter" on your keyboard to save), while [historical doses require less information](#) and can be added all at once, just scroll to the bottom of the grid and click "Save Historical Dates"

Immunizations

Enter immunizations as:
 Current Historical

Status	Vaccine	Dose 1	Dose 2
	COVID-19, mRNA LNP-S, PF, Moderna	4/1/2021	5/1/2021
	COVID-19, XBB.1.5, mRNA, LNP-S, PF, tris-sucrose, 6 mos-4 yrs, Pfizer		
	COVID-19, XBB.1.5, mRNA, LNP-S, PF, tris-sucrose, 12+ yrs, Pfizer (Comirnaty)	5/7/2024	
	COVID-19, XBB.1.5, mRNA, LNP-S, PF, tris-sucrose, 5-11yrs, Pfizer		
	COVID-19, XBB.1.5, mRNA, LNP-S, PF, 6 mos-11 yrs, Moderna		
	COVID-19, XBB.1.5, mRNA, LNP-S, PF, 12+ yrs, Moderna (Spikevax)		
	COVID-19, XBB.1.5, subunit, rS-nanoparticle, adjuvanted, PF, 12+ yrs, Novavax		
	DTaP-Hep B-IPV		
	Hib (PRP-OMP)		
	Hib (PRP-T)		

Immunizations

Enter immunizations as:
 Current Historical

Status	Vaccine	Dose 1	Dose 2	Dose 3
	COVID-19, mRNA LNP-S, PF, Moderna	4/1/2021	5/1/2021	11/1/2021
	COVID-19, XBB.1.5, mRNA, LNP-S, PF, tris-sucrose, 6 mos-4 yrs, Pfizer			
	DTaP-Hep B-IPV	5/1/2011	7/4/2011	9/7/2011
	Hib (PRP-OMP)			
	Hib (PRP-T)			
	DTaP-Hib-IPV			
	pneumococcal conjugate PCV 13	5/1/2011	7/4/2011	
	DTaP			
	DTaP, 5 pertussis antigens			

	11/1/2011	11/1/2011
--	-----------	-----------

Recommendations Include Vaccination Record

Manual Entry Continued – Vaccines not in the standard grid

If you need to add a vaccine that is not included in the standard grid, you will need to click the button “Add a New Vaccine to the Immunization Record” under the immunization grid. *A note, to add a non-standard historical dose, toggle the [historical radio button](#) at the top of the grid before clicking the button.*

Zoster recombinant	3/22/2023				
--------------------	---------------------------	--	--	--	--

Prev Next

Recommendations Include Vaccination Record

Add a New Vaccine to the Immunization Record

From here, an Immunization Detail window will open where all relevant details can be added.

Immunization Detail

Vaccine:

Date:

Route:

Site:

Exp. Date:

Vaccines for Children

Medicaid

American Indian

Underinsured

No Insurance

Insured or age 18+

Vaccine Information

Date VIS Given:

Hep B, adolescent/high risk infant

Hep B, adult

Hep B, dialysis

HepA-HepB, ped/adol (non-US)

Hib (HbOC)

Hib (PRP-D)

Hib (PRP-OMP)

Hib (PRP-T)

Hib NOS

Hib-Hep B

HPV NOS

HPV, bivalent

HPV, quadrivalent

HPV9

Not Specified (NOS) vaccines can [change the outcome for the vaccine forecaster](#), and should be used sparingly and only in cases where the vaccine is truly unknown beyond the general group.



The Vaccine Library – Streamlining Manual Entry

Practices that have a larger load of manual entry records may want to use the Vaccine Library. To access the library, [click the link on the lefthand toolbar](#).

Practice:

Vaccine Library

Vaccine	Manufacturer	Administration Route	ExpDate	Lot	Source	Order Qty	Ship Qty	
COVID-19, mRNA, bivalent, 6+ months, blue cap, Moderna	Moderna US, Inc.		2/10/2025	12345	State Supplied	0	0	Edit
COVID-19, XBB.1.5, mRNA, LNP-S, PF, tris-sucrose, 12+ yrs, Pfizer (Comirnaty)	Pfizer, Inc	Intramuscular	6/15/2024 (*)	123485	State Supplied	0	0	Edit
Influenza, injectable, quadrivalent, preservative free	GlaxoSmithKline	Intramuscular	5/15/2027	12345678	Not State Supplied	0	0	Edit
Monkeypox Smallpox (JYNNEOS), Vaccinia, live	Bavarian Nordic A/S	Subcutaneous	10/31/2024	FDP00020	State Supplied	0	0	Edit
Monkeypox Smallpox (JYNNEOS), Vaccinia, live	Bavarian Nordic A/S		9/30/2024	FDP00015	State Supplied	0	0	Edit
Tdap	Bavarian Nordic A/S		6/2/2024 (*)	123456	State Supplied	0	0	Edit

Expiration Notes: (!) = Vaccine is expired; (*) = Vaccine is within 90 days of expiration.

[Add a New Vaccine to the Vaccine Library](#)

If your practice receives vaccine from the state, it should automatically be loaded into your library. If you have privately ordered vaccine, click the button “Add a New Vaccine to the Vaccine Library”, this will bring up a vaccine detail window with the [fields for a Current Vaccine](#), where information such as lot number, manufacturer, and expiration date can be entered.

The lot number for vaccines in the library will be selectable when [entering a current vaccine dose](#), reducing the time spent adding information and reducing the chances of manual entry errors.



Objections and Contraindications

Objections and contraindications are located below the immunization grid and can be added manually or via HL7 messaging. These are cases where a patient refuses a vaccine, either for religious (objection) or medical (contraindication) reasons as permitted in Vermont. A history of varicella disease is also located here and is the only history of disease that affects the up-to-date status of a patient. Titers are not recorded in the Registry.

Zoster recombinant
Prev Next

Recommendations Include Vaccination Record

Contraindication

Vaccine	Date Entered	Practice	Phone		
				Edit	

Objection

Vaccine	Date Entered	Practice	Phone		
HPV9	2/3/2023	IMR Test 2	(802)222-2222	Edit	Delete
Influenza, injectable, quadrivalent, preservative free	2/3/2023	IMR Test 2	(802)222-2222	Edit	Delete
				Edit	

Varicella Status

Confirmed (Yes) Unknown

Varicella History

Date of Disease	Date Entered	Source	
			Edit

“Edit” is used to add and modify both objections and contraindications

Objections, contraindications, and history of varicella are denoted with a red flag in the leftmost column in the vaccine grid.

🚩	varicella					
	meningococcal MCV4P					
	Meningococcal B FHbp, recombinant					
	meningococcal MenACWY-TT (MenQuadfi)					
	Meningococcal B 4C, OMV					
🚩	HPV9					
	Influenza, high dose					



The Vaccine Forecaster (overview)

The forecaster tool provides clinicians with guidance in collaboration with the Advisory Committee on Immunization Practices (ACIP) for recommended immunizations. Recommendations are provided for each patient based on age, immunization history, and the CDC Immunization Schedule. Conditionally recommended doses for people with health conditions that might call for additional protection are also provided.

The forecaster tool consists of three components. The **evaluated history** provides an indication of whether each immunization administered in the past was in accordance with ACIP guidance. **Forecaster Recommendations** include an indication of whether a vaccine is due at a visit as well as indicating the earliest date that the dose can be given and the date it is overdue. Finally, **Conditional Recommendations** provide the clinician with a general flag for additional recommendations to consider based on what they know of their patient.

Opening the evaluated history and forecaster

At the bottom of the Immunizations Grid in a patient record, toggle “Include Vaccination Record” to [include the evaluated history](#) and click the “Recommendations” button to run the forecaster. For a printout version, “Print Forecaster Results” in the patient report section of the lefthand toolbar (click “Include Vaccination History with Report” in the dialogue box to [include the evaluated history](#) in the printout).

	Zoster recombinant						
--	--------------------	--	--	--	--	--	--

Prev Next

Recommendations Include Vaccination Record

Patient Reports

- Immunization Record
- Objections and Contraindications
- Print Forecaster Results**
- Vaccine Administration Record
- VFC Assessment Report
- Licensed Child Care Report

Print Forecaster Results

Include Vaccination History with Report?

Create Report



The Vaccine Forecaster - Evaluated History

The evaluated history is used in combination with the vaccine forecaster to provide context for how vaccine groups are evaluated for up-to-date status. [When selected](#), it will provide an evaluation for every vaccine in the patient's history based on their age and the latest ACIP recommendations. It is especially useful in situations where you expect a patient to be up to date, but the forecaster still recommends an additional dose.

Vaccination Record			
Vaccine Group (Vaccine)	Date Administered	Status	Evaluation Reason
COVID-19 (COVID-19, mRNA LNP-S, PF, Moderna)	12/25/2021	VALID	
COVID-19 (COVID-19, mRNA LNP-S, PF, Moderna)	1/30/2022	VALID	
COVID-19 (COVID-19, mRNA, 6yrs-11yrs / >= 12yrs, bivalent booster, Moderna)	12/25/2022	VALID	
DTP (DTaP)	6/10/2010	INVALID	This patient was below the minimum age for this dose.
DTP (DTaP)	10/21/2010	VALID	
DTP (DTaP)	12/25/2010	VALID	
DTP (DTaP)	8/30/2011	VALID	
DTP (Tdap)	8/30/2021	VALID	
Hep A (Hep A ped/adol 2 dose)	8/30/2011	VALID	
Hep A (Hep A ped/adol 2 dose)	1/30/2012	INVALID	This immunization event occurred prior to the specified minimum interval for this dose.
Hep B (Hep B peds, less than 20yrs)	6/3/2010	VALID	

In this example, the patient was given two vaccines outside of the standard schedule: one from the DTP vaccine group and a dose of Hep A. Even though this patient has received the required amount of Hep A doses, because the second dose was given too close to the first, they are considered not up to date for this vaccine group and an additional dose will be recommended by the forecaster.

The evaluation rules and schedule are updated constantly, so it is important to [check our website for the latest updates and notices](#). If you have any questions or find an evaluation that does not match what is expected, please [contact us](#).



The Vaccine Forecaster

Forecaster Recommendations include the earliest date that the dose can be given, recommended date (**highlighted in green** if the latest dose is due at the date the report is run) and the date it is overdue (**highlighted in blue** to indicate an additional dose is overdue). If the recommended date is in the future, no highlighting will be applied.

The forecaster recommends **influenza** beginning on the first of July because the forecaster includes a seasonal reset, based on June 30th of each year as the close of one flu season and July 1st as the opening of the next.

Vaccines Recommended by Tracking Schedule

Vaccine	Earliest Date	Recommended Date	Overdue Date	Status
COVID-19	9/12/2023	9/12/2023		Recommended
DTP	5/1/2012	5/1/2012	5/1/2012	Recommended
Hep A	4/1/2004	4/1/2004	4/1/2004	Recommended
Hep B	4/19/2023	4/19/2023	4/19/2023	Recommended
Influenza	7/1/2023	7/1/2023		Recommended
MMR	9/1/1965	9/1/1965	1/28/1966	Recommended
Zoster recombinant	4/19/2023	5/17/2023	11/18/2023	Recommended
Pneumococcal		9/1/2029		Future Recommendation

Note - The forecaster supports “routinely administered vaccine groups.” There is currently no forecaster support for travel vaccines, or vaccines not routinely given in the U.S. These include rabies, yellow fever, typhoid, and adenovirus. You will see record of these immunizations at the [bottom of the immunization grid](#) if the patient has received them, but the forecaster does not have the capability at this point to assess these groups or recommend the next appropriate dose.



The Vaccine Forecaster - Conditional recommendations

The next section of the forecaster, “Vaccines Not Recommended or Conditionally Recommended by Tracking Schedule”, provides the clinician with a general flag for additional recommendations to consider based on what they know of their patient. Vaccines that are no longer recommended for a patient due to series completion or age will be highlighted in red.

Vaccines Not Recommended or Conditionally Recommended by Tracking Schedule		
Vaccine	Status	Message
Hib	Conditionally Recommended	Recommended for high-risk groups.
Meningococcal	Conditionally Recommended	Recommended for high-risk groups.
Meningococcal B	Conditionally Recommended	Recommended for high-risk groups.
Orthopoxvirus	Conditionally Recommended	Recommended for high-risk groups.
Polio	Conditionally Recommended	Recommended for high-risk groups.
Varicella	Conditionally Recommended	Recommended for high-risk groups.
HPV	Not Recommended	Vaccine not recommended at this age.
Rotavirus	Not Recommended	Vaccine not recommended at this age; too old to initiate.

The Immunization Registry does not capture information about specific health conditions. When a patient has particular health conditions, the ACIP guidance may call for additional doses or early administration of some vaccine groups. Conditional Recommendations list some other vaccines that might be appropriate if the patient had certain health conditions, was a health care provider, or had other risk factors. Determination of whether conditionally recommended vaccines should be administered is at the discretion of the health care provider.



Reports in the IMR - Overview

Reports in the IMR are located in the [lefthand toolbar](#) and are broken down into patient-level and practice-level. Like the immunization grid, reports cannot be reached without first [performing a patient search](#). Access to these reports is based on user permissions: if you do not have access to a report that you believe you should, please [contact us](#).

Patient Level Reports

Patient-Level reports are run for the current selected patient ([see the top toolbar](#)) and have more simple inputs that will always result in a printable PDF.

Patient Reports	Optional	Description of report
Immunization Record	n/a	A printable copy of the current configuration of the immunization grid for the patient. Includes blank rows for vaccines not received and dates for vaccines received.
Objections and Contraindications	n/a	A list of recorded objections, contraindications, and varicella history .
Print Forecaster Results	Include Vaccination History with Report?	A printout of the vaccine forecaster with the option to select for the evaluated history .
Vaccine Administration Record	Provide Covid-19 Vaccination Record	A list of all vaccines received, including date of dose, manufacturer, and lot number. Option to print out a patient's Covid-19 history as proof of vaccination.
VFC Assessment Report	n/a	A list of VFC selections (from the immunization detail window) for all vaccines received.

Practice-Level reports are run for the [current selected practice](#) and have more target inputs such as date-of-birth range or date range and vaccine group. Many practice-level reports will also default to PDF but some will allow for Microsoft Excel output.



Practice Level – Practice View: Vaccine Coverage

A good place to start with practice level reports is the Practice View: Vaccine Coverage. This birds-eye-view report provides coverage rates for expected vaccine groups for specific age ranges.

Practice View: Vaccine Coverage

Report Type:

- Standard Assessment (intended for ages 19 months through 6 years)
- Adolescent Assessment (intended for ages 11 years through 18 years)
- Older Adult Assessment (intended for ages 50 years and over)
- Vaccine Group Assessment (User defined age range)

Report Type	Vaccine groups assessed
Standard Assessment	Childhood 7 Series, DTaP, Polio, MMR, Hib, Hep B, Varicella, Pneumococcal, Hep A
Adolescent Assessment	Tdap/Td, Meningococcal, HPV, Hep B, MMR, Varicella, Hep A
Older Adult Assessment	Tdap/Td, Pneumococcal, Zoster
Vaccine Group Assessment (custom DOB range)	(single-select only) COVID-19, DTP, Hep A, Hep B, Hib, HPV, Influenza, Meningococcal, Meningococcal B, MMR, Orthopoxvirus, Pneumococcal, Polio, Rotavirus, RSV, Varicella, Zoster

Practice View: Vaccine Coverage

Report Type: Older Adult Assessment
Population Assessed: Patients Born Between 05/24/1905 and 05/23/1974
Report Date: 05/23/2024

Vaccine Group	% Patients Up To Date	# of Patients Up to Date	# of Patients In Age Group
Tdap/Td	50.0%	9	18
Pneumococcal	72.2%	13	18
Zoster	61.1%	11	18



Practice Level – Patient list by DOB, Vaccines Due by Practice, and Not up to Date

Practice Reports	Input(s)	Optional output(s)	Description of report
Patient List by DOB	<ul style="list-style-type: none"> DOB Range <p><i>Optional: Select only patients with no doses of COVID Vaccine.</i></p>	<ul style="list-style-type: none"> Create report Create mailing labels (sorted by last name or zip code) 	<ul style="list-style-type: none"> Date of Birth Patient Name Address Phone Number
Practice View: Vaccine Coverage	See previous section		
Vaccines due by Practice	<ul style="list-style-type: none"> Adults (18+) Children <p><i>note: select an age range of under 10 years to prevent report time-out</i></p>	<ul style="list-style-type: none"> Create report Create mailing labels (sorted by last name or zip code) 	<ul style="list-style-type: none"> Patient Name Date of Birth Vaccine Due Address Phone <p>Since this includes a list of every vaccine group that any patient is missing, this report can be used to approximate patients for MOGE</p>
Not Up to Date	<ul style="list-style-type: none"> Vaccine Group DOB Range <p><i>note: select an age range of under 10 years to prevent report time-out</i></p>	<ul style="list-style-type: none"> Create report Create mailing labels (sorted by last name or zip code) 	<ul style="list-style-type: none"> Vaccine Recommended Date Date of Birth Patient Name Address Phone <p>Includes all patients who are not up to date for a vaccine group. The easiest way to find the patients bringing vaccine coverage down.</p>



Practice Level – Generate Labels for Recall Notices, Invalid doses, Objections and Contraindications by Practice, Immunizations Given by Practice

Practice Reports	Input(s)	Optional output(s)	Description of report
Generate Labels for Recall Notices	<ul style="list-style-type: none"> Vaccine Group DOB Range <p><i>Optional: Select only patients with Vermont Addresses</i></p>	n/a	Allows a user to print out mailing labels for patients who are not up to date for either one or all vaccine groups.
Invalid Doses	<ul style="list-style-type: none"> DOB Range 	n/a	<ul style="list-style-type: none"> Last Name First Name Date of Birth Invalid Immunization Date of Invalid Immunization Invalid Reason Message <p>Provides a list of all invalid doses, similar to an evaluated history, but for all patients within a set age range.</p>
Objections and Contraindications by Practice	<ul style="list-style-type: none"> DOB Range 	n/a	<ul style="list-style-type: none"> Vaccine Type Contraindication (if applicable) Objection (if applicable) Hx of Varicella
Immunizations Given by Practice	<ul style="list-style-type: none"> Date Range 	n/a	<ul style="list-style-type: none"> Vaccine Age brackets Total <p>A method to approximate the number of vaccines given for vaccine ordering. Can also help to identify selection errors when the age indication is unexpected in a bracket.</p>



Practice Level – Patients Immunized by Series, Number of Vaccinated Children, Patient List by Month, Vaccine List, Patient Count by Practice

Practice Reports	Input(s)	Optional output(s)	Description of report
Patients Immunized by Series	<ul style="list-style-type: none"> Vaccine Group Date Range <p><i>Optional: Select only active patients</i></p>	Sort by last name or date of birth	Provides a list of every patient associated with the practice who has received an immunization under the selected vaccine group, even if they received it elsewhere.
Number of Vaccinated Children	<ul style="list-style-type: none"> Date Range 	n/a	<ul style="list-style-type: none"> VFC Eligibility Age Brackets <p>Estimates the number of children the practice will vaccinate in the next year for the Vaccines for Children (VFC) Program.</p>
Patient List by Month	<ul style="list-style-type: none"> Start Month End Month 	n/a	<ul style="list-style-type: none"> Date of Birth Patient Name Address Phone
Vaccine List	n/a	n/a	<ul style="list-style-type: none"> Vaccine Expiration date Lot Number Manufacturer <p>Provides a printout of every vaccine under the practice vaccine library.</p>
Patient Count by Practice	<ul style="list-style-type: none"> All Patients 19-35 month olds 	<ul style="list-style-type: none"> Create Report Excel Report includes patients with only 2+ immunizations 	<ul style="list-style-type: none"> Patient records Patient records with 2+ immunizations <p>A count of patients associated with the practice by age category.</p>



Practice Level – Immunization Quality Improvement Report (IQIP)

The IQIP report is a comprehensive representation of Immunization rates for a practice. It assesses vaccine coverage, patients not up to date, and invalid doses for a set of standard age ranges within the practice.



The screenshot shows a web form titled "Immunization Quality Improvement Report" with a green header. It contains the following fields and options:

- Assessment Date:** A text input field.
- Report Type:** Two radio button options:
 - Child Assessment (intended for ages 24 months through 35 months)
 - Adolescent Assessment (intended for ages 13 years through 17 years)
- Create Report:** A button at the bottom of the form.

A note on age ranges: some practices need to narrow the Adolescent Assessment down to either 13-15 years or 16-17 years. This is possible by modifying the birth date range but it is helpful to use a date calculator.

Included in the IQIP Report:

- Practice View Vaccine Coverage – assessment of coverage rates for expected vaccine groups. Similar to the [practice level report of the same name](#).
- Missing Series – a list of patients who are falling behind on immunizations, the same as the [Vaccines Due by Practice Report](#).
- Invalid Doses – a list of instances where ACIP guidelines and schedules were not met, similar to the [practice level report of the same name](#).