

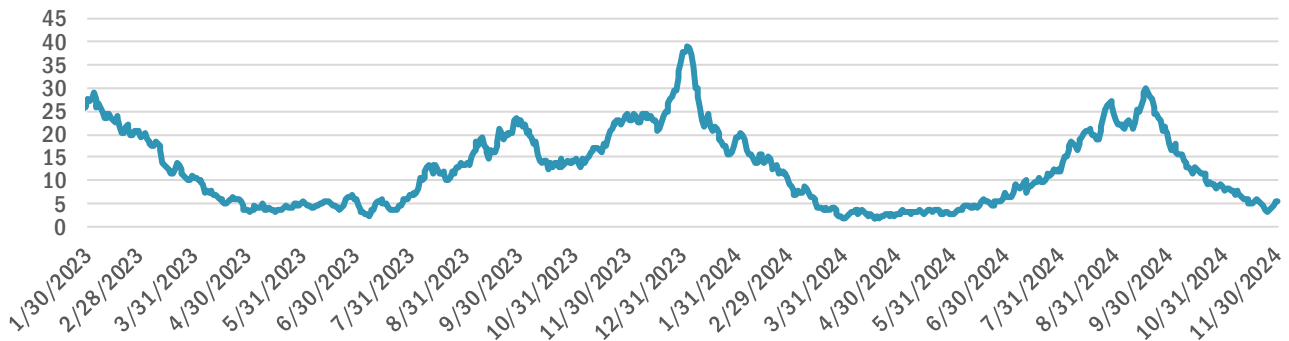
## Report Timeframe: November 24 to November 30, 2024

Current Vermont Department of Health recommendations on [preventing COVID-19](#).

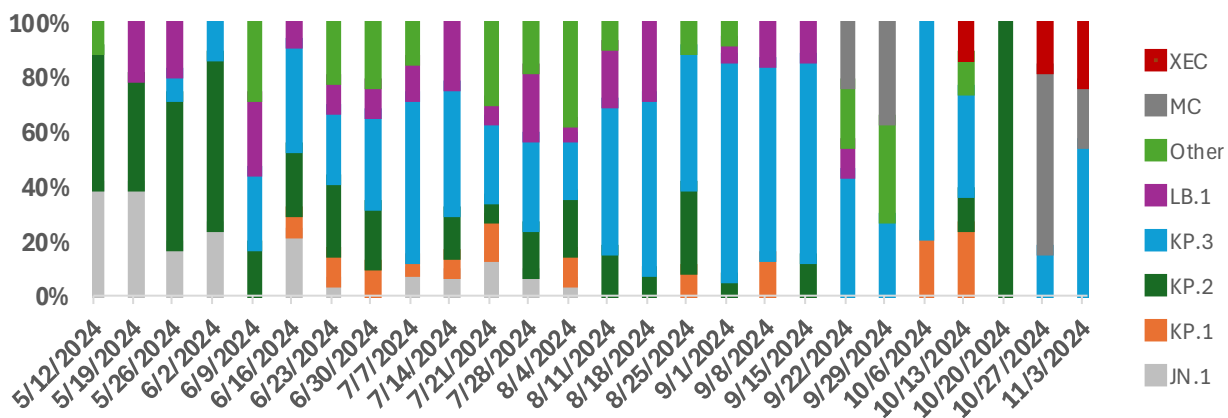
## Syndromic Surveillance

The Electronic Surveillance System for the Early Notification of Community-based Epidemics (ESSENCE) reflects all visits from participating emergency departments (ED). The chart below shows a rolling seven-day average of all ED visits in Vermont hospitals that include a COVID-19 diagnosis (emergency and non-emergency, in- and outpatient visits).

### Emergency Department Visits with COVID-19 Diagnosis Seven-Day Rolling Average, Vermont Hospitals



## Variant Proportions - Clinical Specimens



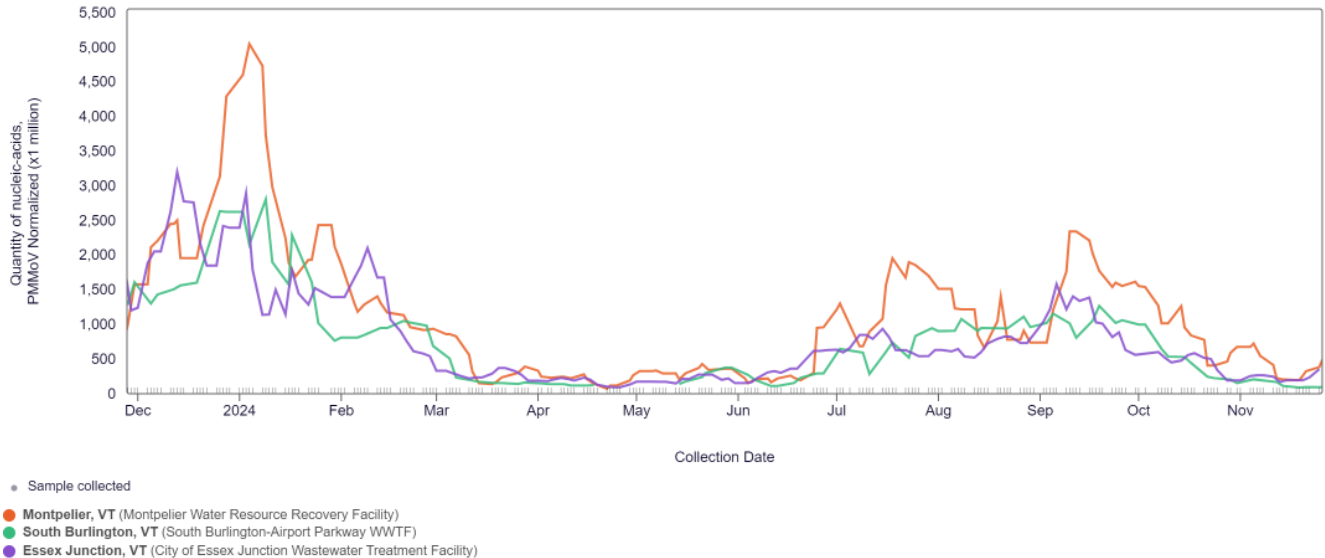
KP.3 and MC.16 are the dominant circulating variants. Some limited specimen quantities may impact proportion accuracy. For more timely data, see the [National SARS-CoV-2 Genomic Surveillance System](#) which includes data from Vermont and other states. Source: Vermont Department of Health Whole Genome Sequencing program.

## Virus Concentrations and Trends – Wastewater Monitoring

Concentrations remain low in South Burlington, Middlebury, Ludlow, Essex Junction, and Montpelier. There are no new data for Burlington and St. Albans due to the Thanksgiving holiday. Some week-to-week fluctuation is expected.

Montpelier, South Burlington and Essex Junction wastewater districts participate in [WastewaterSCAN](#). The graph below shows COVID-19 levels and trends over time in these districts.

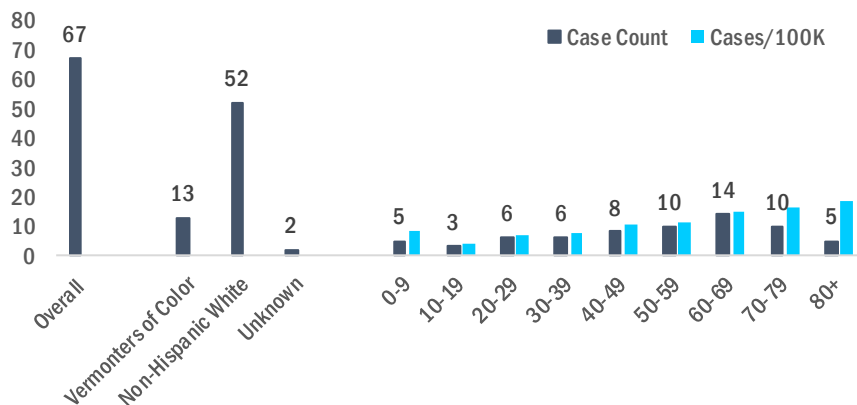
SARS-CoV-2, Vermont



Data for Burlington’s Main plant is available through [Burlington’s Wastewater Monitoring Report](#).

## Identified Cases

### Vermont Weekly Case Counts/Rates



Note: Case counts and rates are calculated by *confirmed* and *probable* cases reported to the Health Department.

To calculate rates, counts are divided by 2021 Vermont population estimates for the respective category and expressed per 100,000 in each category.

Due to a high number of cases missing race/ethnicity data, rates are not provided for race/ethnicity categories.

## COVID-19 Outbreaks Reported Date to Date

For purposes of this report, an outbreak is defined as three or more epidemiologically linked cases of COVID-19, where at least one case has been laboratory or clinically confirmed as COVID-19.

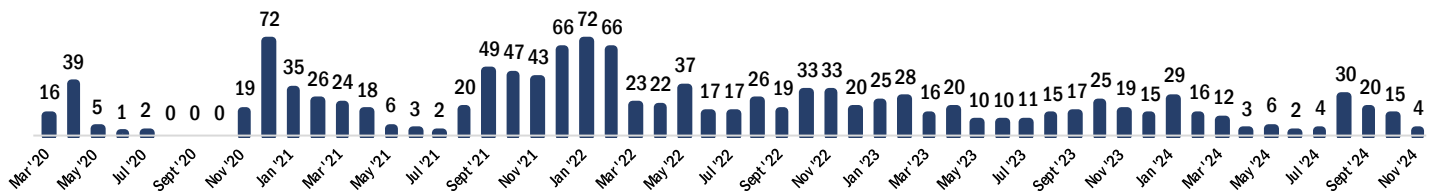
Facility type	New Outbreaks Reported 11/26 – 12/2
Long-term Care (LTC)	4
Non-LTC Healthcare	2
Correctional Facility	-
School/childcare	-
Other	1

County	New Outbreaks Reported 11/26 – 12/2
Addison	-
Bennington	2
Caledonia	1
Chittenden	1
Essex	-
Franklin	-
Grand Isle	-
Lamoille	1
Orange	-
Orleans	1
Rutland	-
Washington	-
Windham	1
Windsor	-

## Cumulative COVID-19 Deaths as of November 30, 2024

Total	Age group								
	Under 10	10-19	20-29	30-39	40-49	50-59	60-69	70-79	80+
1230	2	0	2	11	20	78	123	275	719

## Monthly COVID-19 Deaths



Note: Deaths are from registered death certificates and represent preliminary data. A change in death count may represent new deaths, corrections, or other updates.

Data Source: Vermont Department of Health Vital Statistics System.

For more information about this report, please contact [john.davy@vermont.gov](mailto:john.davy@vermont.gov)