

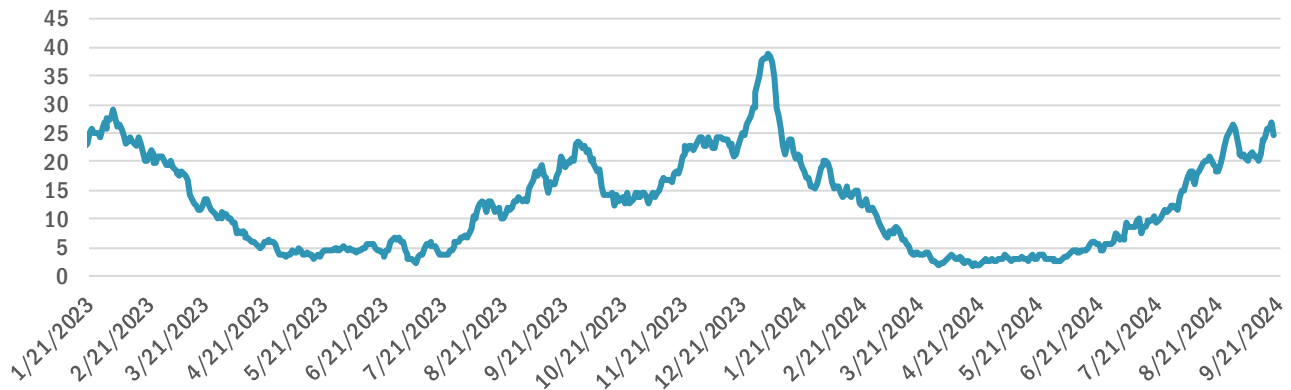
## Report Timeframe: September 15 to September 21, 2024

Current Vermont Department of Health recommendations on [preventing COVID-19](#).

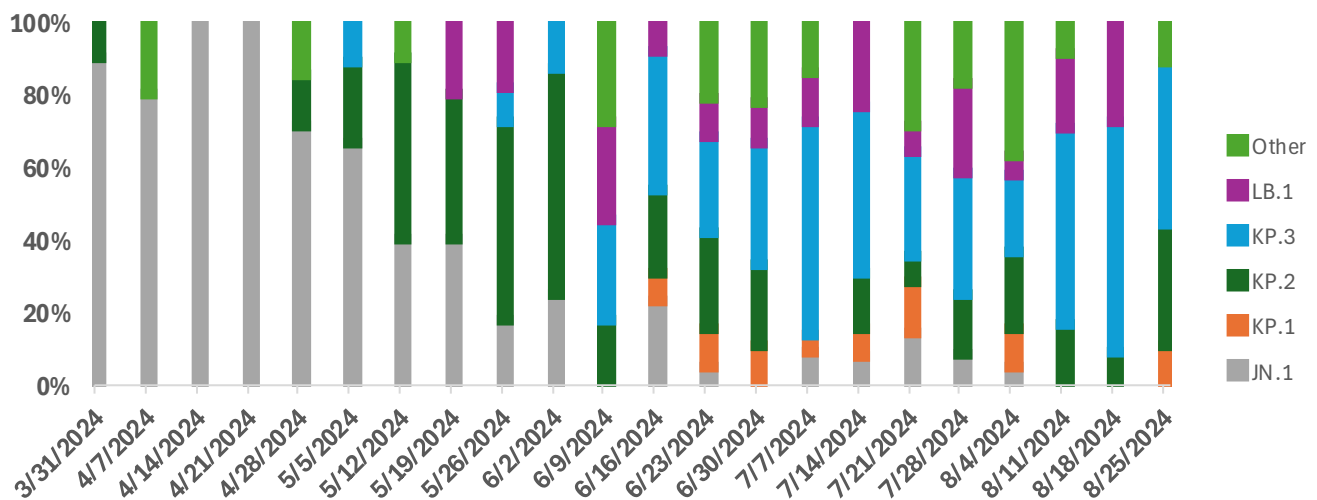
## Syndromic Surveillance

The Electronic Surveillance System for the Early Notification of Community-based Epidemics (ESSENCE) reflects all visits from participating emergency departments (ED). The chart below shows a rolling seven-day average of all ED visits in Vermont hospitals that include a COVID-19 diagnosis (emergency and non-emergency, in- and outpatient visits).

### Emergency Department Visits with COVID-19 Diagnosis Seven-Day Rolling Average, Vermont Hospitals



## Variant Proportions - Clinical Specimens



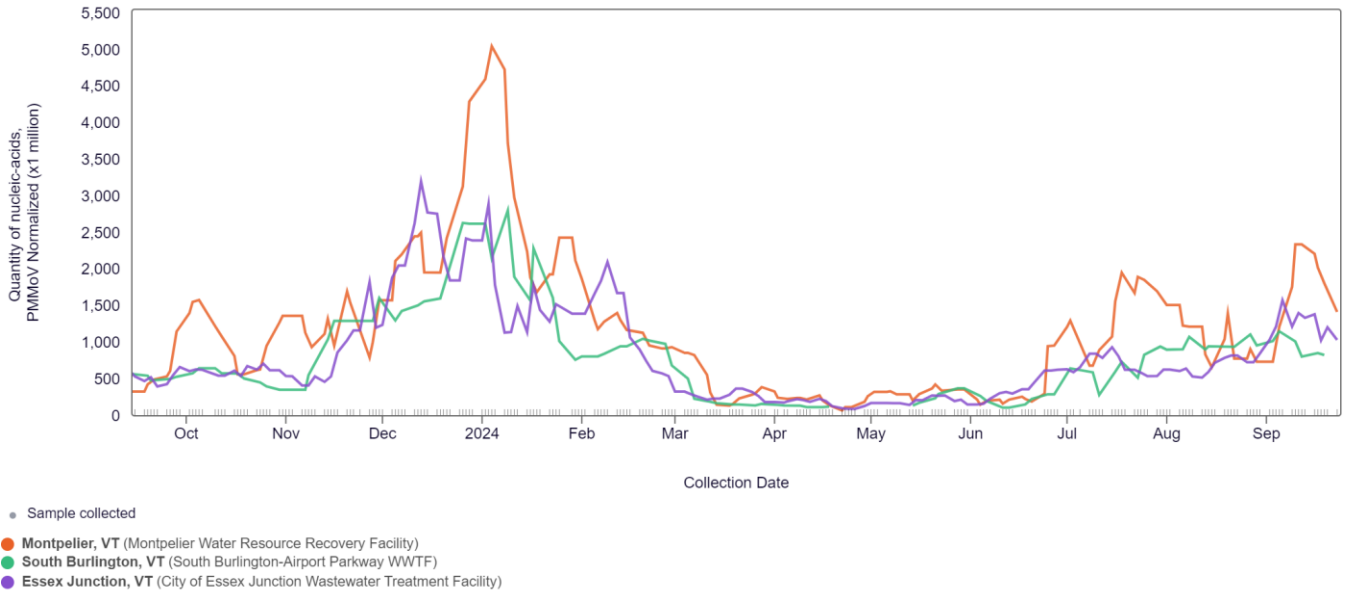
KP.3 is the dominant circulating variant. Some limited specimen quantities may impact proportion accuracy. Source: Vermont Department of Health Whole Genome Sequencing program.

## Virus Concentrations and Trends – Wastewater Monitoring

Concentrations remain elevated at all sites including Montpelier, Essex Junction and South Burlington (see chart below), and St. Albans and Ludlow (data not shown). Some week-to-week fluctuation is expected.

Montpelier, South Burlington and Essex Junction wastewater districts participate in [WastewaterSCAN](#). The graph below shows COVID-19 levels and trends over time in these districts.

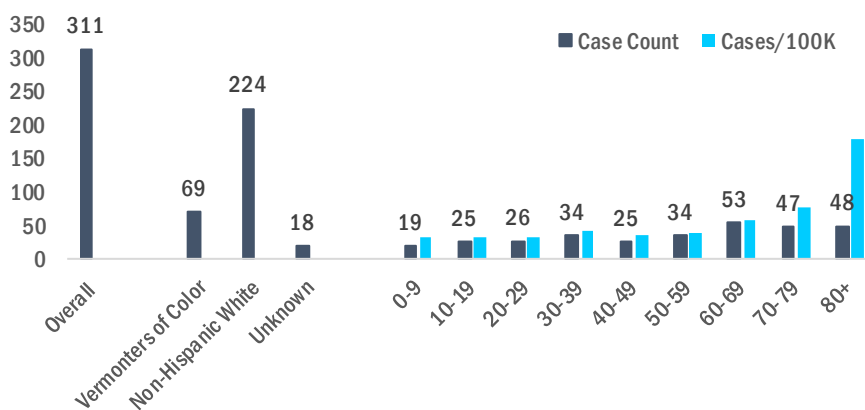
### SARS-CoV-2, Vermont



[Burlington’s Wastewater Monitoring](#) is temporarily on hold.

## Identified Cases

### Vermont Weekly Case Counts/Rates



Note: Case counts and rates are calculated by *confirmed* and *probable* cases reported to the Health Department.

To calculate rates, counts are divided by 2021 Vermont population estimates for the respective category and expressed per 100,000 in each category.

Due to a high number of cases missing race/ethnicity data, rates are not provided for race/ethnicity categories.

## COVID-19 Outbreaks Reported Date to Date

For purposes of this report, an outbreak is defined as three or more epidemiologically linked cases of COVID-19, where at least one case has been laboratory or clinically confirmed as COVID-19.

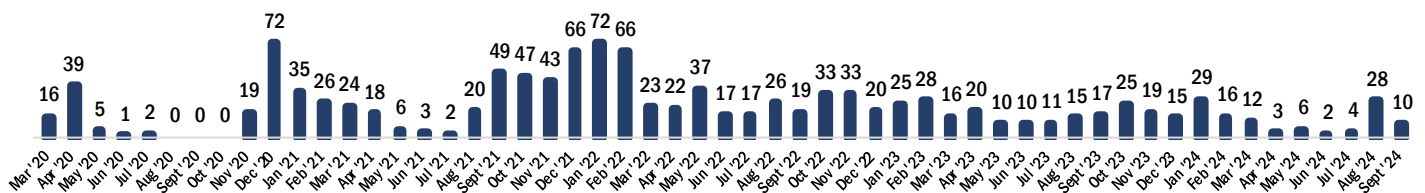
Facility type	New Outbreaks Reported 9/17 – 9/23
Long-term Care (LTC)	4
Non-LTC Healthcare	1
Correctional Facility	-
School/childcare	-
Other	-

County	New Outbreaks Reported 9/17 – 9/23
Addison	-
Bennington	-
Caledonia	-
Chittenden	1
Essex	-
Franklin	-
Grand Isle	-
Lamoille	-
Orange	1
Orleans	-
Rutland	-
Washington	1
Windham	1
Windsor	1

## Cumulative COVID-19 Deaths as of September 21, 2024

Total	Age group								
	Under 10	10-19	20-29	30-39	40-49	50-59	60-69	70-79	80+
1199	2	0	2	11	20	76	120	270	698

## Monthly COVID-19 Deaths



Note: Deaths are from registered death certificates and represent preliminary data. A change in death count may represent new deaths, corrections, or other updates.

Data Source: Vermont Department of Health Vital Statistics System.

For more information about this report, please contact [john.davy@vermont.gov](mailto:john.davy@vermont.gov)