

Vermont PRAMS Data Brief

Alcohol Use – State Comparison: All races and non-Hispanic white

This is a report on the Pregnancy Risk Assessment Monitoring System (PRAMS), a survey conducted on a sample of Vermont women with live births since 2001. This report uses data available for calendar year 2007 in Vermont and other areas participating in PRAMS.

A previous report described the demographics of alcohol use and where Vermont ranked in terms of drinking nationally during 2003-2004. Since then, several additional states' data has become available, and in this report, Vermont's information is compared with that of 28 other participating PRAMS programs.

Drinking is defined as any alcohol use during a specific time period. The PRAMS survey specifies two time periods for alcohol use: the 3 months before they got pregnant and the last 3 months of their pregnancy. The question wording found in the survey appears at the end of this report.

Drinking before pregnancy

In 2007, 68.7% of Vermont mothers reported that they drank alcohol during the period 3 months before they became pregnant, the second highest prevalence of any state. The percentage ranged from 21.5% in Utah to 71.1% in Wisconsin.

When the same comparison is restricted to cases where the mother's race and ethnicity indicated non-Hispanic white, Vermont's prevalence (69.3%) still ranks it in the top third for drinking before pregnancy, but several states exceed 70%.

Drinking during pregnancy

Prevalence of drinking during the last three months of pregnancy is considerably less than the three months before. As shown by the wider confidence intervals around this measure, there is less certainty around these point estimates.

In 2007 as in past years, Vermont's drinking rate of 12.7% during the *last three* months of pregnancy was the highest among all other PRAMS states reporting this measure.

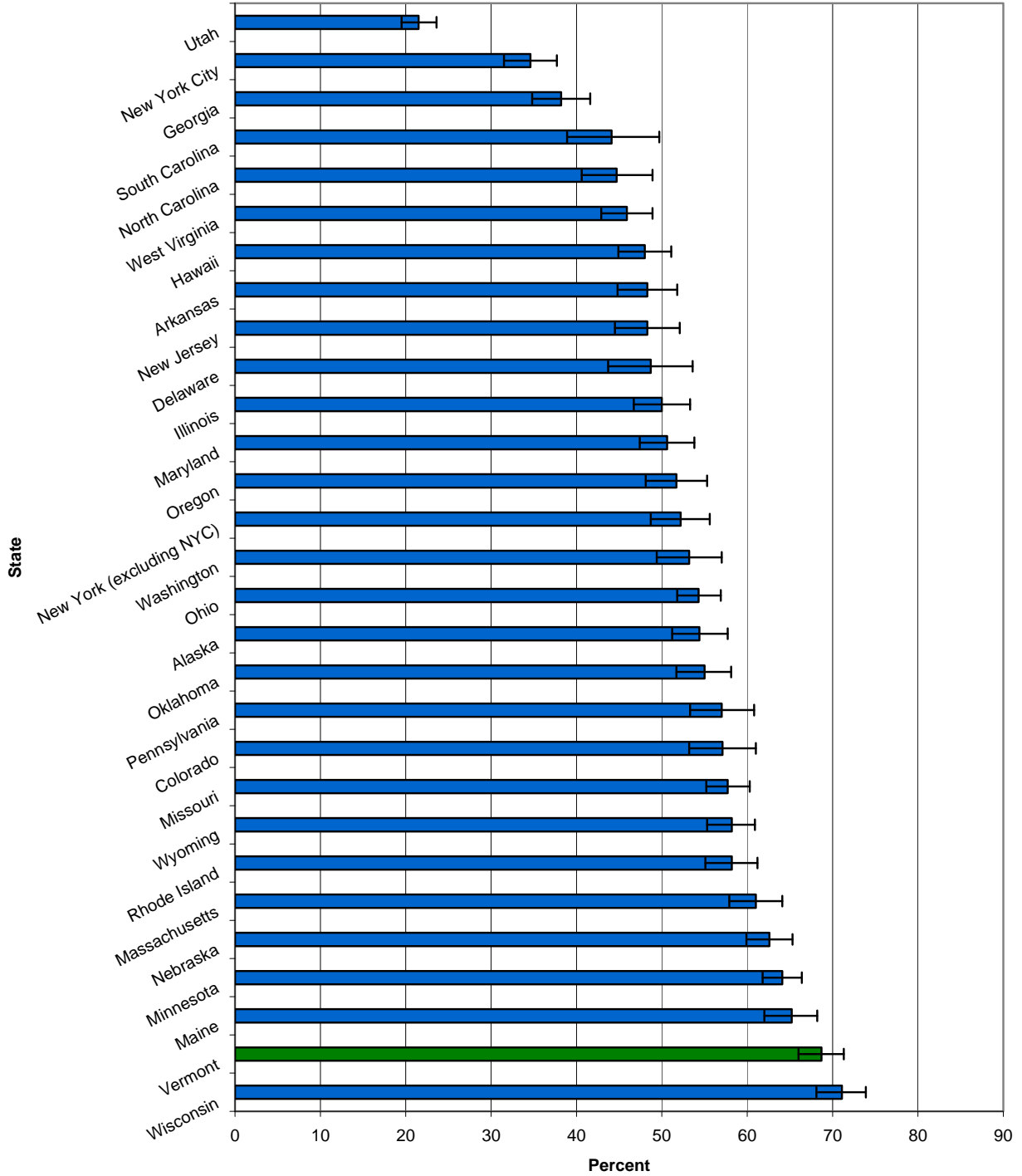
When restricted to cases where the mother's race and ethnicity indicated non-Hispanic white, the rankings show Vermont's prevalence is no longer the highest, but is still in the top 7 for drinking during pregnancy.

Questions or comments about this report may be addressed to John Gauthier, Vermont PRAMS Coordinator, John.Gauthier@ahs.state.vt.us, (802)863-7661 or to Michael.Nyland-Funke@ahs.state.vt.us, (802)863-7261.

Vermont PRAMS Data Brief

Drinking Before Pregnancy: All races & ethnicities

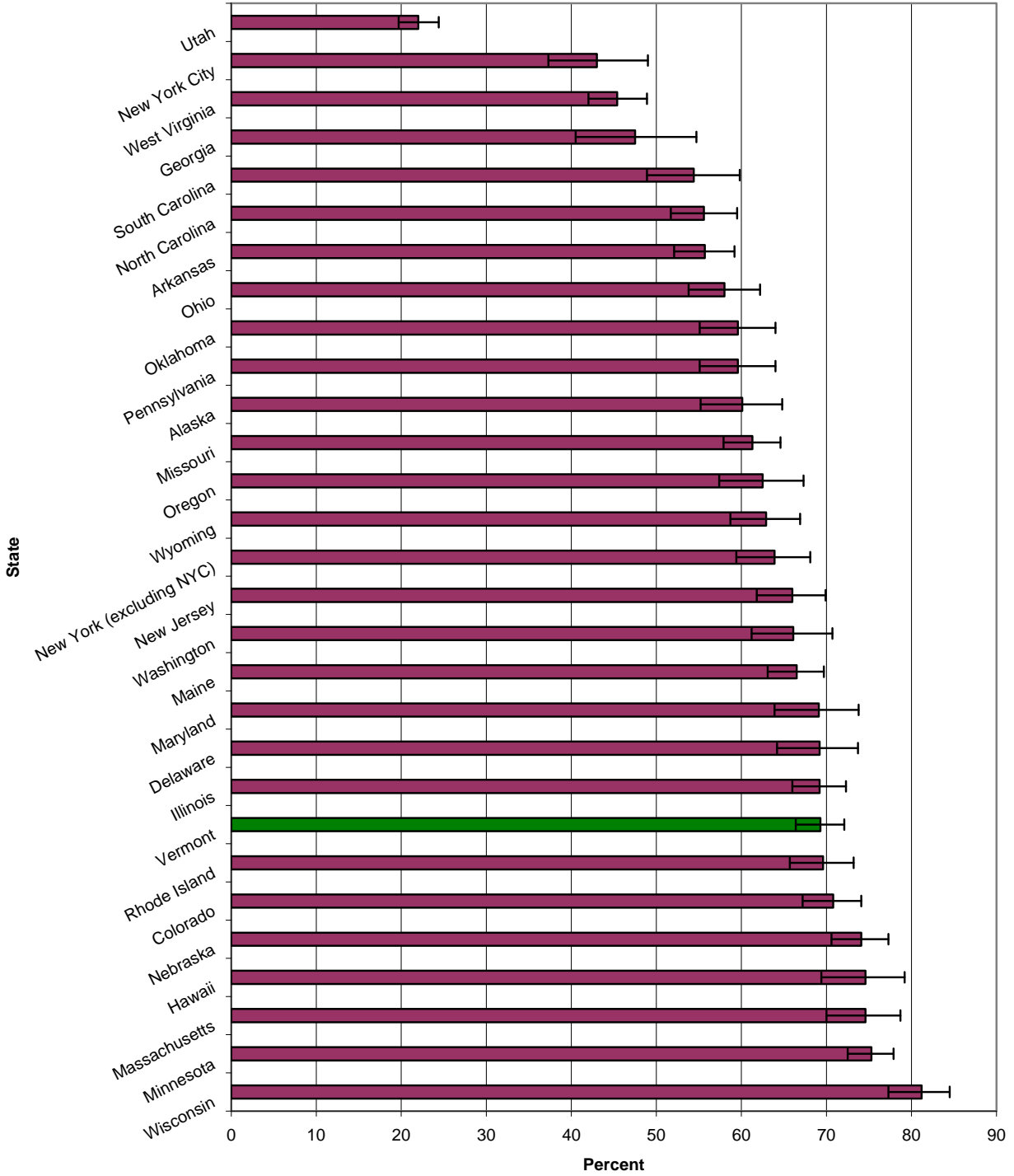
Consumed any alcohol during the THREE MONTHS BEFORE pregnancy, participating PRAMS states, 2007
[All races & ethnicities together]



Vermont PRAMS Data Brief

Drinking Before Pregnancy: non-Hispanic white

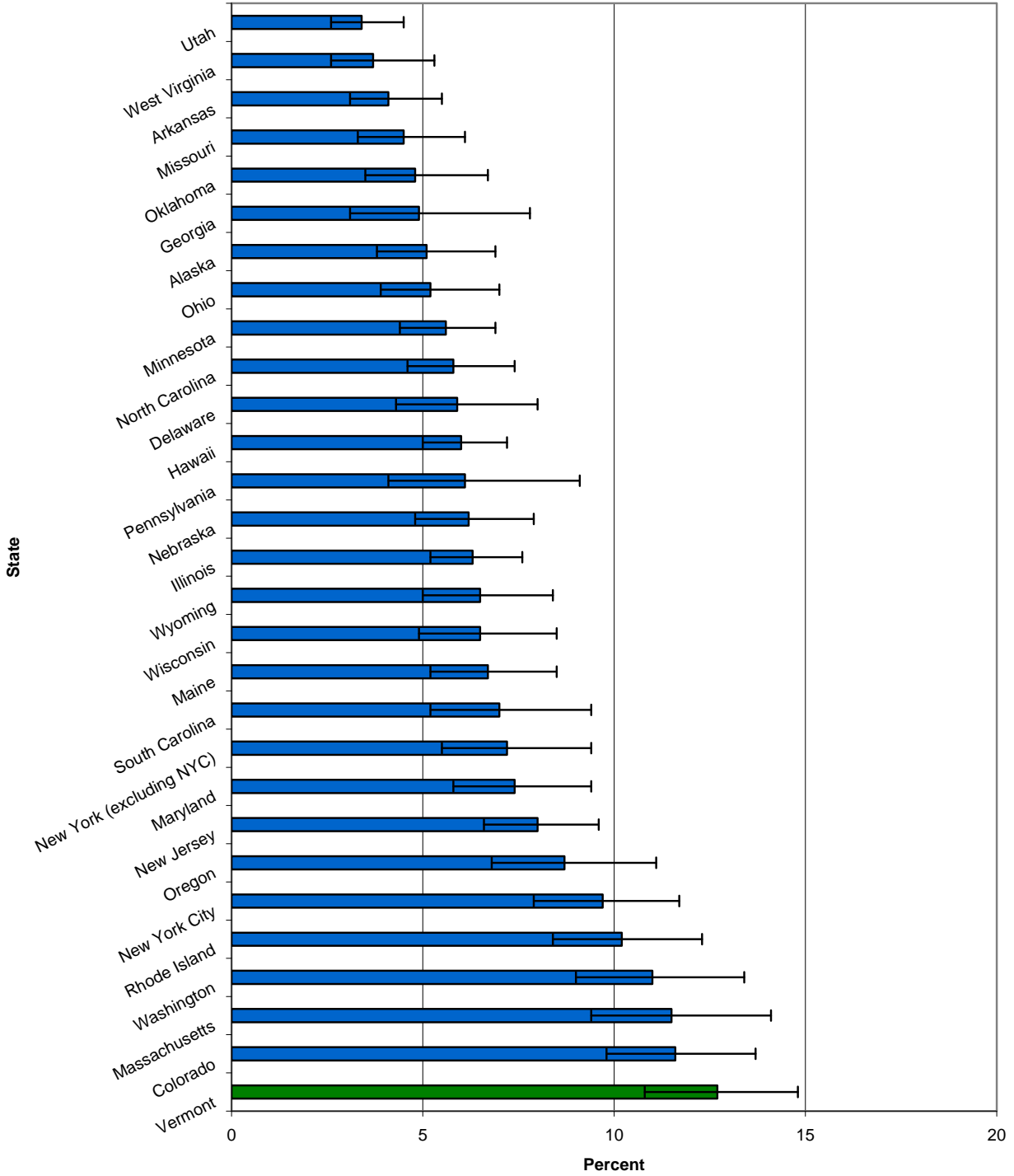
Consumed any alcohol during the THREE MONTHS BEFORE pregnancy, participating PRAMS states, 2007
[mother's race = non-Hispanic white only]



Vermont PRAMS Data Brief

Drinking During Pregnancy: All races & ethnicities

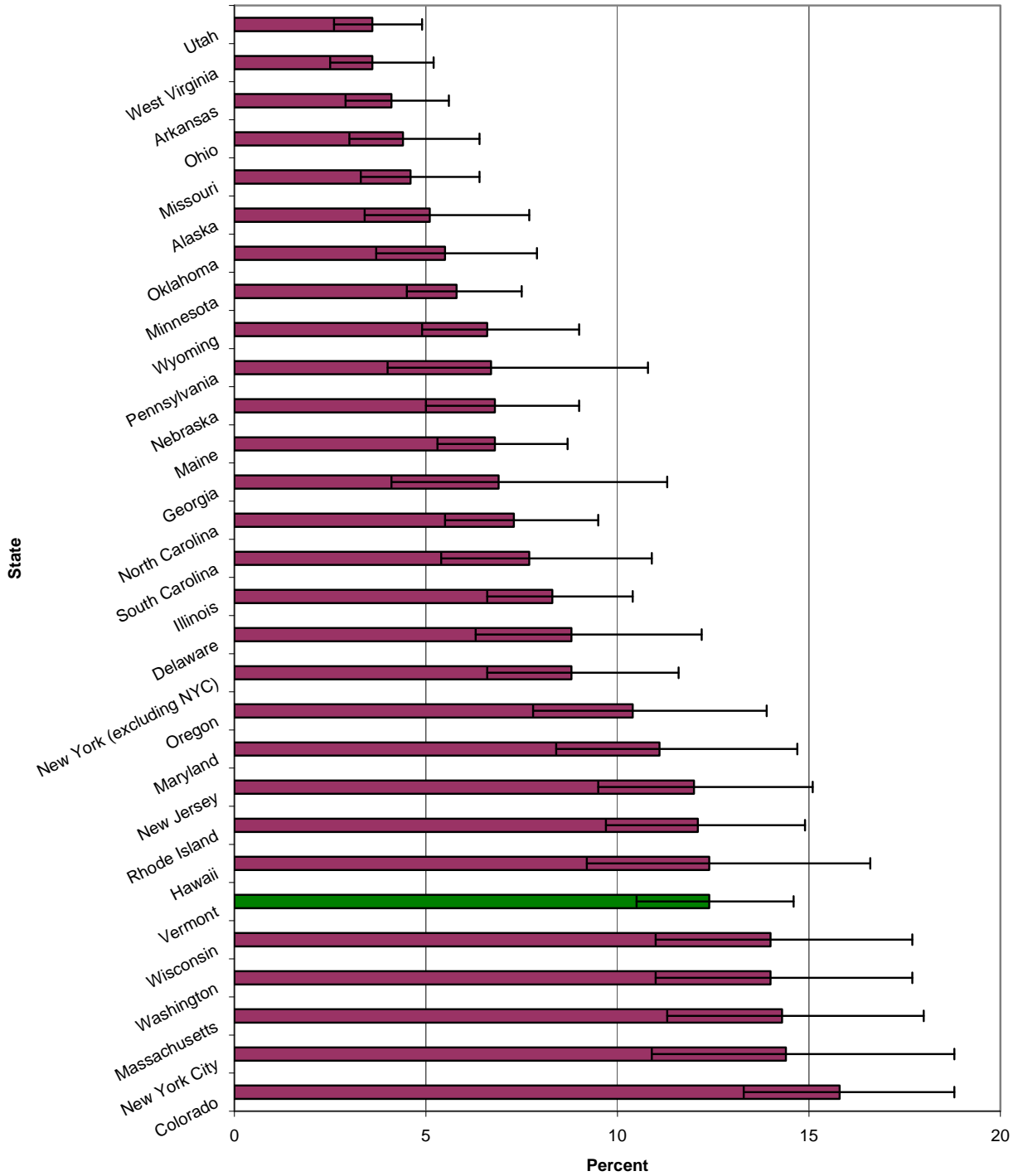
Consumed any alcohol during the LAST THREE MONTHS
of pregnancy, participating PRAMS States, 2007
[All Races & Ethnicities together]



Vermont PRAMS Data Brief

Drinking During Pregnancy: non-Hispanic white

Consumed any alcohol during the LAST THREE MONTHS
of pregnancy, participating PRAMS states, 2007
[mother's race = non-Hispanic white only]



Vermont PRAMS Data Brief

PRAMS Alcohol questions used for drinking indicators

During the 3 months before you got pregnant, how many alcoholic drinks did you have in an average week?

- 14 drinks or more a week
- 7 to 13 drinks a week
- 4 to 6 drinks a week
- 1 to 3 drinks a week
- Less than 1 drink a week
- I didn't drink then

During the last 3 months of your pregnancy, how many alcoholic drinks did you have in an average week?

- 14 drinks or more a week
- 7 to 13 drinks a week
- 4 to 6 drinks a week
- 1 to 3 drinks a week
- Less than 1 drink a week
- I didn't drink then